

MARK SCHEME for the October 2007 question paper

<p>CAMBRIDGE INTERNATIONAL DIPLOMA IN ICT 5196A Business Charts, Maximum mark 100</p>
--

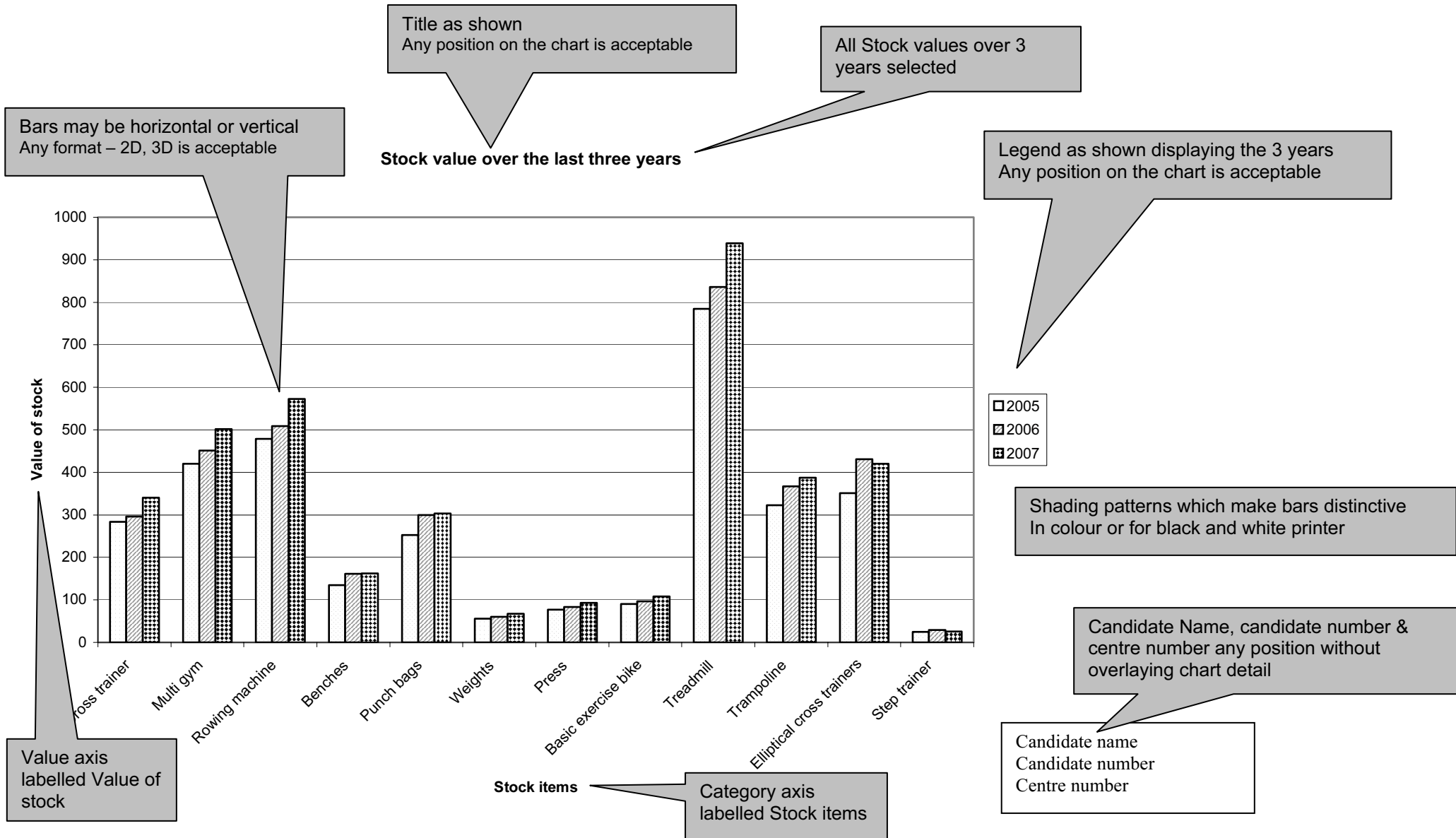
This mark scheme is published as an aid to teachers and candidates, to indicate the requirements of the examination. It shows the basis on which Examiners were instructed to award marks. It does not indicate the details of the discussions that took place at an Examiners' meeting before marking began.

All Examiners are instructed that alternative correct answers and unexpected approaches in candidates' scripts must be given marks that fairly reflect the relevant knowledge and skills demonstrated.

Mark schemes must be read in conjunction with the question papers and the report on the examination.

- CIE will not enter into discussions or correspondence in connection with these mark schemes.

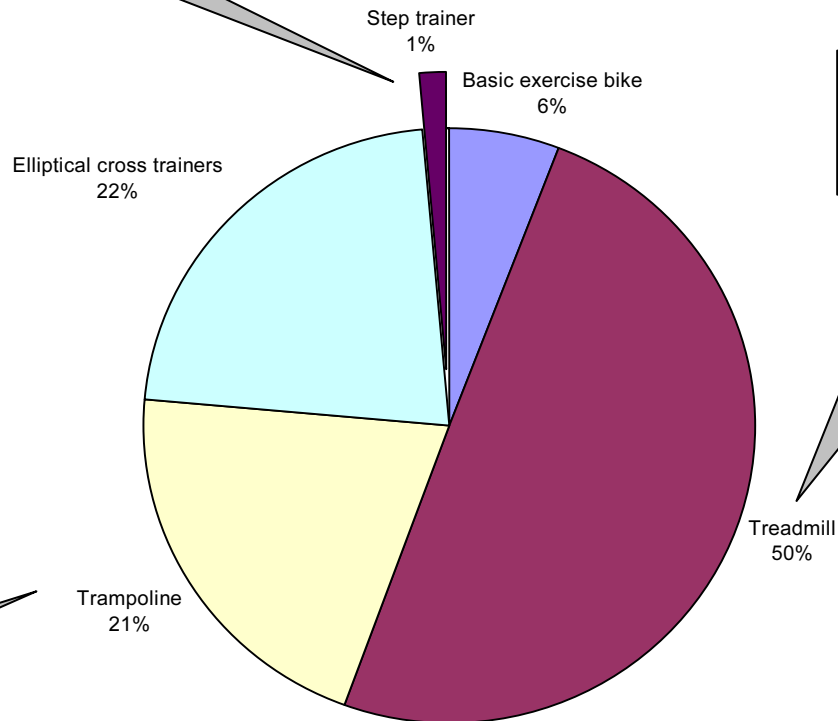
CIE is publishing the mark schemes for the October/November 2007 question papers for most IGCSE, GCE Advanced Level and Advanced Subsidiary Level syllabuses and some Ordinary Level syllabuses.



Title as shown
Any position on the chart is acceptable

Step trainer – slice
pulled out

Lower workout sales 2007



Each slice must have the Stock item
names and % value
Do penalise if other data also present

Candidate Name, candidate number
& centre number any position without
overlying chart detail

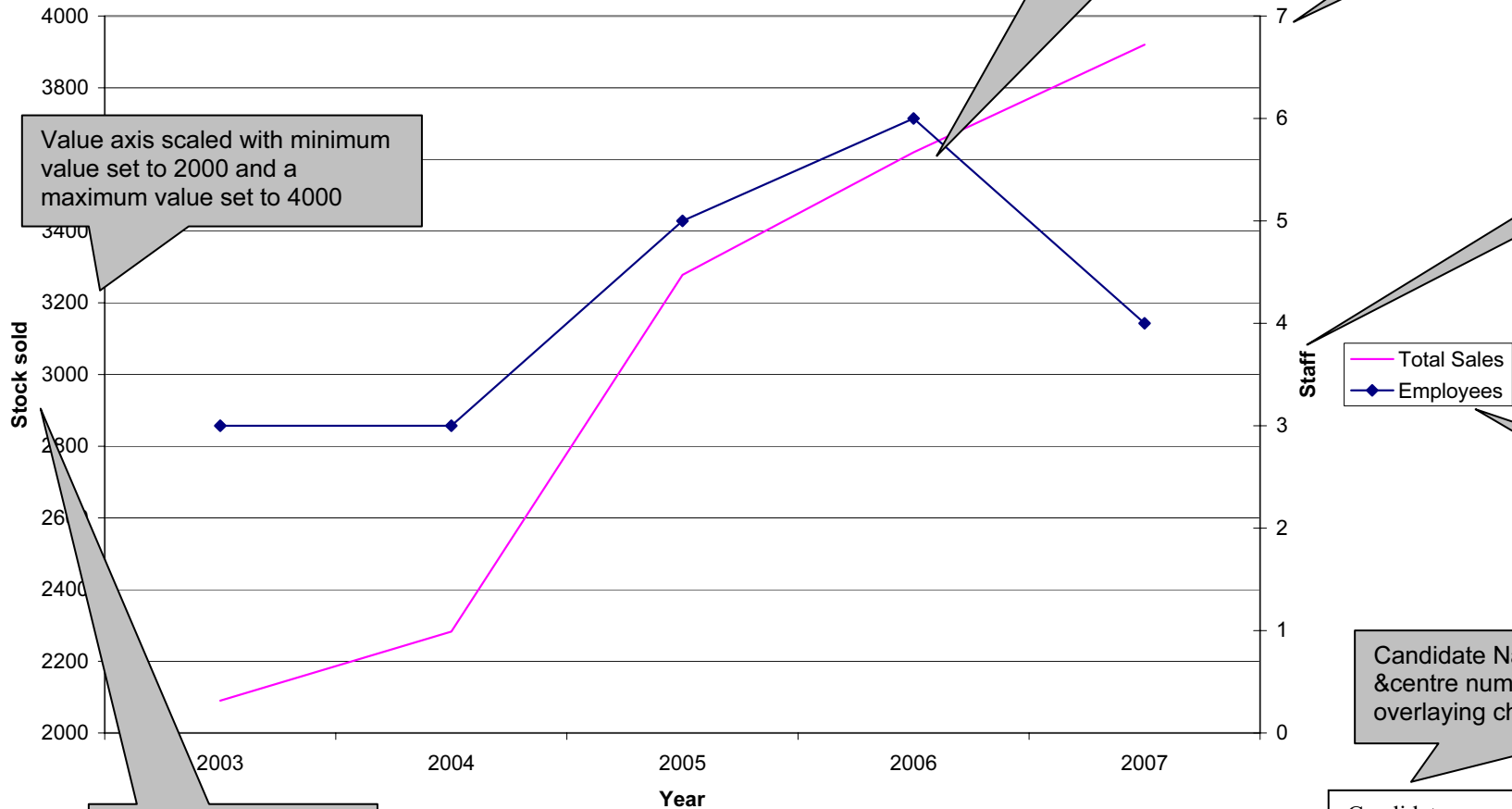
Data as shown

Candidate name
Candidate number
Centre number

Title as shown
Any position on the chart is acceptable

Data as shown
No additional data is to be shown.

Sales and employees



Value axis scaled with minimum value set to 2000 and a maximum value set to 4000

Staff on second value axis

Second value axis labelled as shown

Legend present as shown

Legend present as shown

Candidate Name, candidate number & centre number any position without overlaying chart detail

Candidate name
Candidate number
Centre number

Value axis labelled as shown

Category axis labelled as shown

© UCLES 2007